

1. Original Zustand



2. Motor und Getriebe ausbauen



3. Ausfräsen des Bodens 2 mm tief



4. Beigelegtes Messingplättchen auf original Motorhalter leimen



5. Kürzen ***eines*** Federpaketes



6. Federpakete mit Leim befestigen kurzes Federpaket bei den Zahnrädern



7. Motorunterlage auf Chassis legen



8. Getriebe und Motor montieren Lok verdrahten

mtr u 10002 Austauschmotor zu Märklin 3125 Roter Pfeil		.
Umbauanleitung Variante 3 Motor und Getriebe	Datum 8.1.2014	Aenderungen
modelltechnik renfer CH-2543 Lengnau	Seite 1/1	.